

SONY[®] SERVICE MANUAL


RA-2A CHASSIS

MODEL	COMMANDER	DEST.	CHASSIS NO.	MODEL	COMMANDER	DEST.	CHASSIS NO.
KP-41T65	RM-Y136A	US	SCC-N65D-A	KP-53S65	RM-Y136A	US	SCC-N65A-A
KP-41T65	RM-Y136A	Canadian	SCC-N66B-A	KP-53S65	RM-Y136A	US	SCC-N65A-B
KP-46C65	RM-Y136A	US	SCC-N65E-A	KP-53S65	RM-Y136A	Canadian	SCC-N66C-A
KP-46C65	RM-Y136A	Canadian	SCC-N66D-A	KP-61S65	RM-Y136A	US	SCC-N65C-A
KP-48S65	RM-Y136A	US	SCC-N65B-A	KP-61S65	RM-Y136A	Canadian	SCC-N66E-A
KP-48S65	RM-Y136A	Canadian	SCC-N66A-A				

SUPPLEMENT -1

SUBJECT : CHANGE TO PICTURE TUBE
OF KP-41T65

File this Supplement with the Service manual.

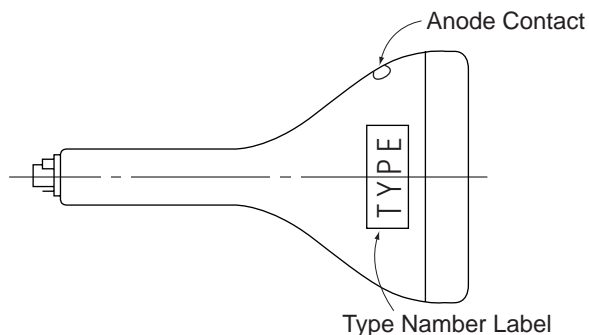
 : Indicate additional portion

[INTRODUCTION]

- This supplement is for models using HITACHI picture tube.

MODEL	DEST.	CHASSIS NO.
KP-41T65	US and Canadian	SCC-N93A-A

- Using HITACHI picture tube identification



< Type number label >

TYPE	180DLB22 (G) (HU)
SER. NO.	A6G000000
	" S "
X • RAY WARNING	
WARNING:	
MADE IN USA EIA 169	
94-79619-0A	



※ Please file according to model size.

41 46 48 53 61

[8. ELECTRICAL PARTS LIST]

PAGE	REF.	BEFORE CHANGE						AFTER CHANGE						REMARK
98		* A-1298-448-A A BOARD ,COMPLETE *****						* A-1298-655-A A BOARD ,COMPLETE *****						CHANGE
105		* A-1316-367-A G BOARD ,COMPLETE *****						* A-1316-422-A G BOARD ,COMPLETE *****						CHANGE
105	C514	1-162-133-00	CERAMIC	390PF	10%	2KV		1-161-754-00	CERAMIC	0.001MF	10%	2KV		CHANGE
105	C536	1-130-489-00	MYLAR	0.033MF	5%	50V		1-137-374-11	MYLAR	0.047MF	5%	50V		CHANGE
106	C869	1-130-487-00	MYLAR	0.022MF	5%	50V		1-130-489-00	MYLAR	0.033MF	5%	50V		CHANGE
108	R540	1-249-379-11	CARBON	0.68	5%	1/4W F		1-249-377-11	CARBON	0.47	5%	1/4W F		CHANGE
109	R556	1-260-117-11	CARBON	33K	5%	1/2W		1-260-123-11	CARBON	100K	5%	1/2W		CHANGE
109	R569	1-216-392-11	METAL OXIDE	1.8	%	3W F		1-216-390-11	METAL OXIDE	1.2	%	3W F		CHANGE
110	R921	1-249-429-11	CARBON	10K	5%	1/4W		1-249-431-11	CARBON	15K	5%	1/4W		CHANGE
	SG501							1-519-466-11	GAP,SPARK					ADD
	SG502							1-519-466-11	GAP,SPARK					ADD
111		* A-1331-777-A CR BOARD ,COMPLETE *****						* A-1331-811-A CR BOARD ,COMPLETE (VAR) *****						CHANGE
111	CN707							1-695-915-11	TAB(CONTACT)					ADD
111	R701	1-219-743-11	CARBON	100	5%	1/2W		1-219-745-11	CARBON	470	5%	1/2W		CHANGE
112		* A-1331-778-A CG BOARD ,COMPLETE *****						* A-1331-812-A CG BOARD ,COMPLETE (VAR) *****						CHANGE
112	CN738							1695-915-11	TAB(CONTACT)					ADD
112	R731	1-219-743-11	CARBON	100	5%	1/2W		1-219-745-11	CARBON	470	5%	1/2W		CHANGE
112		* A-1331-779-A CBBOARD ,COMPLETE *****						* A-1331-813-A CB BOARD ,COMPLETE(VAR) *****						CHANGE
112	CN767							1-695-915-11	TAB(CONTACT)					ADD
113	R761	1-219-743-11	CARBON	100	5%	1/2W		1-219-745-11	CARBON	470	5%	1/2W		CHANGE

[7. EXPLODED]

PAGE	REF.	BEFORE CHANGE						AFTER CHANGE						REMARK
92	169	△ 1-453-238-11	TRANSFORMER ASSY , FLYBACK (NX-4007//X4A4)					△ 1-453-248-11	TRANSFORMER ASSY , FLYBACK (NX-4007//X4T4)					CHANGE CHANGE CHANGE CHANGE CHANGE
94	252	4-048-142-01	SPRING ,TENSION					4-057-007-01	SPRING, TENSION					
94	253	△ 8-733-539-05	PICTURE TUBE 07MXC2 (R)					△ A-1501-367-A	COUPLER (R) ASSY , PICTURE TUBE					
94	254	△ 8-733-537-05	PICTURE TUBE 07MXC2 (G)					△ A-1501-369-A	COUPLER (G) ASSY , PICTURE TUBE					
94	255	△ 8-733-519-05	PICTURE TUBE 07MAC2 (B) (GROUND SPRING)					△ A-1501-372-A	COUPLER (G) ASSY, PICTURE TUBE					

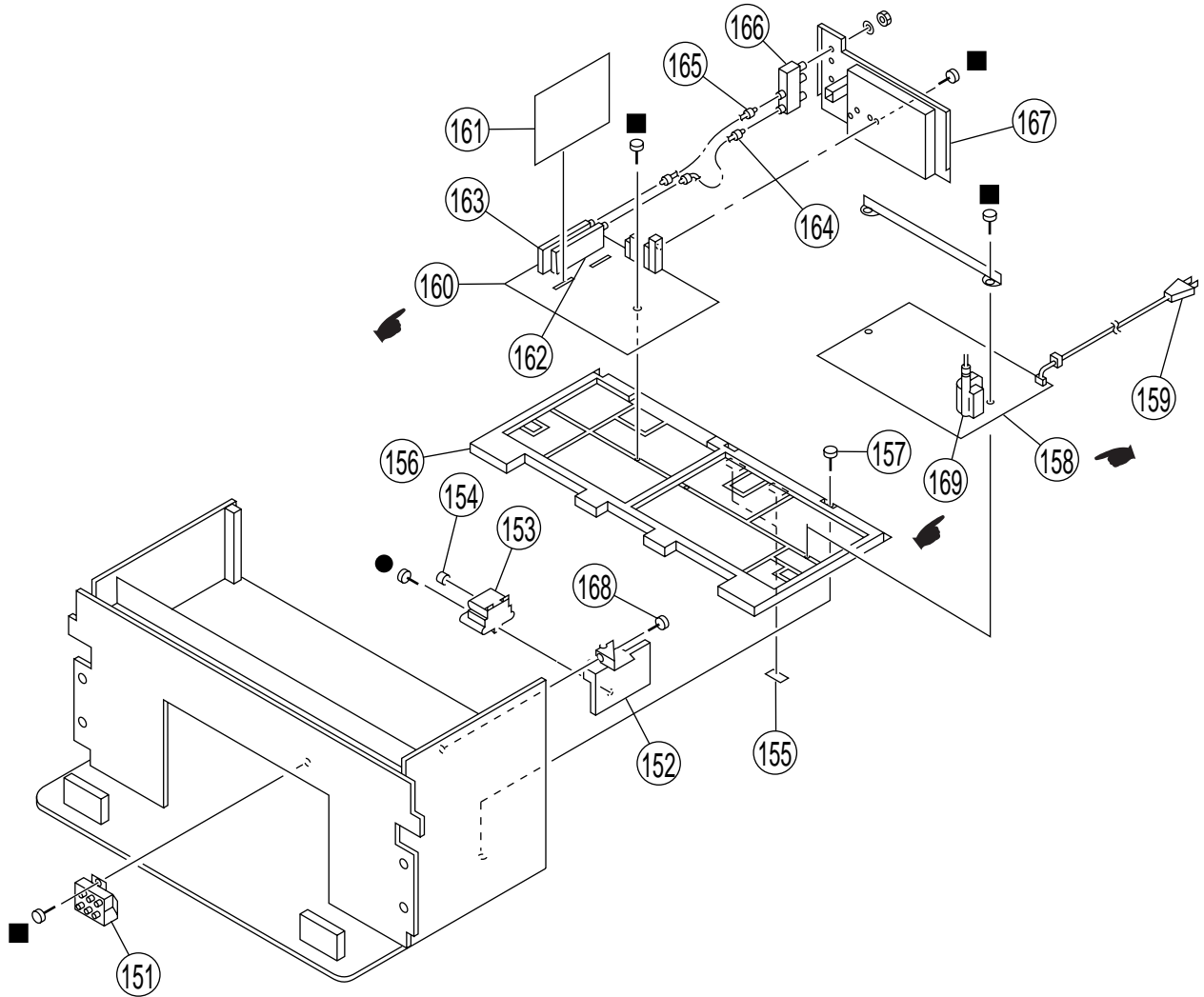
Les composants identifiés par une trame et une marque \triangle sont critiques pour la sécurité. Ne les remplacer que par une pièce portant le numéro spécifié.

The components identified by shading and mark \triangle are critical for safety. Replace only with part number specified.


KP-41T65/46C65/48S65/53S65/61S65 RM-Y136A RM-Y136A RM-Y136A RM-Y136A RM-Y136A


7-4. CHASSIS (KP-41T65)

- : +BVTP 4X12 7-685-661-14
- : +BVTP 3X12 7-685-648-79



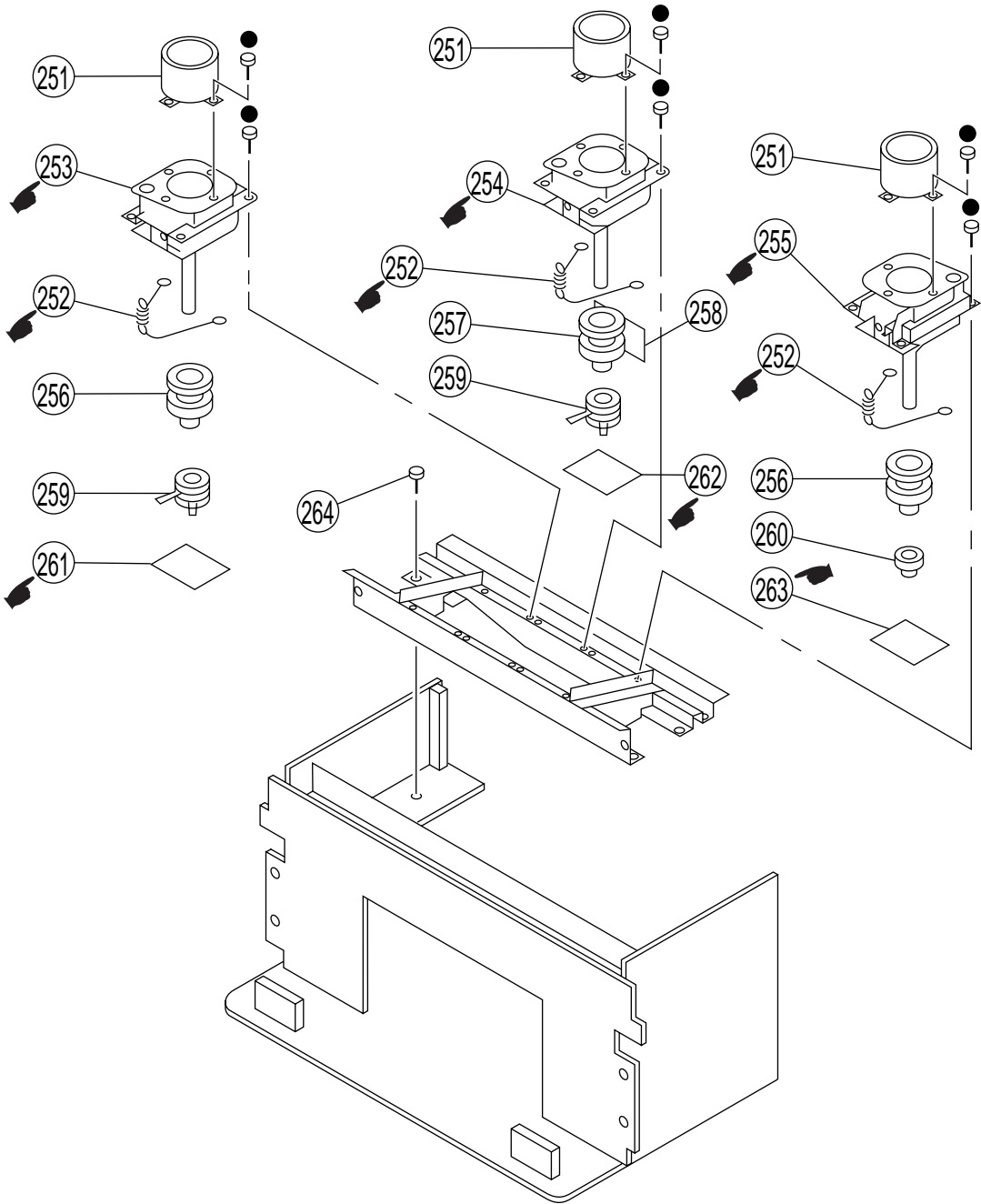
REF. NO.	PART NO.	DESCRIPTION	REMARK	REF. NO.	PART NO.	DESCRIPTION	REMARK
151	\triangle 1-223-925-11	RESISTOR ASSY (HIGH-VOLTAGE)		161	* A-1190-265-A	PT BOARD, COMPLETE	
152	* 4-057-596-01	BRACKET, HV		162	\triangle 8-598-339-00	TUNER BTF-LA402	
153	\triangle 8-598-955-30	BLOCK ASSY, HIGH-VOLTAGE		163	\triangle 8-598-340-00	TUNER BTF-WA404	
154	4-373-137-01	CAP (Z), RUBBER		164	* 1-557-056-31	CABLE, P-P	
155	3-551-305-21	CUSHION, PANEL		165	1-556-945-21	CABLE, P-P	
156	* 4-057-594-01	BRACKET, MAIN		166	8-598-414-00	ANTENNA SWITCH AS-2F	
157	4-052-894-01	SCREW (4X20), HEAD TAPPING		167	4-057-595-21	TERMINAL BOARD	
158	* A-1316-422-A	G BOARD, COMPLETE		168	4-378-522-31	SCREW (4X20), TAPPING	
159	\triangle 1-769-837-11	CORD, POWER (WITH NOISE FILTER)		169	\triangle 1-453-248-11	TRANSFORMER ASSY, FLYBACK	
160	* A-1298-655-A	A BOARD, COMPLETE					(NX-4007//X4T4)







Les composants identifiés par
une trame et une marque 
sont critiques pour la sécurité.
Ne les remplacer que par une
pièce portant le numéro spécifié.

The components identified by
shading and mark  are criti-
cal for safety.
Replace only with part number
specified.

7-6. PICTURE TUBE (KP-41T65)

● : +BVTP 4X12 7-685-661-14



REF. NO.	PART NO.	DESCRIPTION	REMARK	REF. NO.	PART NO.	DESCRIPTION	REMARK
251	4-056-258-01	LENS (DELTA 78)		259	 1-452-790-21	NECK ASSY	
252	4-057-007-01	SPRING, TENSION		260	1-452-909-31	MAGNET ASSY, 4 POLE	
253	 A-1501-367-A	COUPLER (R) ASSYPICTURE TUBE		261	* A-1331-811-A	CR BOARD, COMPLETE (VAR)	
254	 A-1501-369-A	COUPLER (G) ASSYPICTURE TUBE		262	* A-1331-812-A	CG BOARD, COMPLETE (VAR)	
255	 A-1501-372-A	COUPLER (B) ASSYPICTURE TUBE		263	* A-1331-813-A	CB BOARD, COMPLETE (VAR)	
256	 1-451-455-31	DEFLECTION YOKE (R) (B)		264	4-052-894-01	SCREW (4X20), HEAD TAPPING	
257	 1-451-455-11	DEFLECTION YOKE (G)					
258	* A-1390-867-A	Z BOARD, COMPLETE					