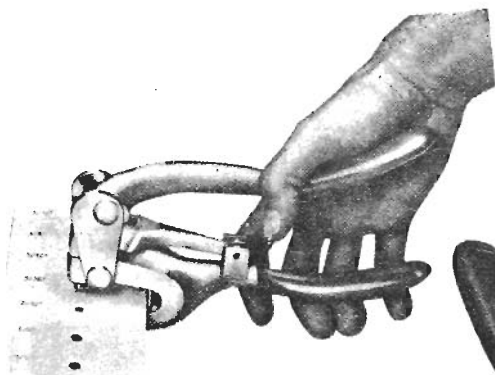


# MODEL 8500 POWER PUNCHER

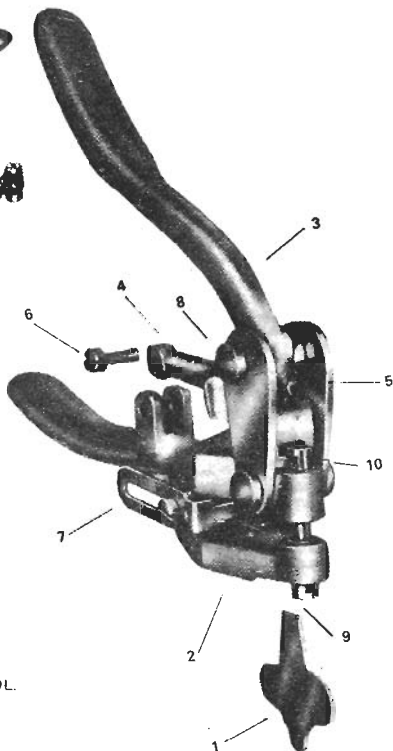


## PARTS LIST:

1. DIE KEY
2. LOWER THROATED HANDLE
3. UPPER PIVOT HANDLE
4. PIVOT ARM
5. ASSEMBLY SIDE PLATES
6. PIVOT ARM SCREW
7. THROAT DEPTH GAUGE
8. PIVOT PINS
9. INSTALLED DIE
10. PUNCH IN PROPER POSITION FOR INSTALLATION

## MAINTENANCE AND SAFETY DO'S AND DONT'S.

- DO OIL FREQUENTLY AT PIVOT POINTS, DIE AND PUNCH HOLES IN LOWER THROATED HANDLE, AND PUNCHES AND DIES TO AVOID EXCESS WEAR.
- DO NOT USE WORN OR DAMAGED PUNCHES AND/OR DIES.
- DO WEAR SAFETY GOGGLES.
- DO NOT PUNCH HOLES IN MATERIAL AND/OR THICKNESS THAT EXCEED 2000 LBS. CAPACITY OF THIS TOOL.
- DO USE FACTORY REPLACEMENT PARTS, PUNCHES, AND DIES ONLY.
- DO NOT ABUSE OR MODIFY THIS TOOL.



## PUNCH & DIE INSTALLATION INSTRUCTIONS

Dies are installed and replaced in lower throated handle (2) with use of Die Key (1). To replace punches remove the pivot arm screw (6) and lift the upper pivot handle (3) to position shown in illustration. Then pull upper pivot handle (3) and pivot arm (4) back away from punch. Lift exposed and disengaged punch from punch hole guide. To install punch reverse operation by placing new punch in punch hole guide and at same time lining grooved sides of punch with slotted portion of pivot arm (4). Pull upper pivot handle (3) and pivot arm (4) in proper position forward engaging slotted portion of pivot arm (4) with punch. Lower upper pivot handle (3) so that pivot arm (4) lines up with holes of lower throated handle. Insert pivot arm screw (6).

# MODEL 8500 POWER PUNCHER KIT

## METAL ROUND HOLE HAND PUNCH TOOL

POWERFUL LIGHT WEIGHT HAND PUNCHING TOOL FOR PUNCHING HOLES IN ALL TYPES OF METALS, DEVELOPS A TON OF PUNCHING POWER PUNCH ACCURATE PRECISION ROUND HOLES IN STEEL, ALUMINUM, BRASS, COPPER, PLASTIC, ETC. WITH ONE HAND.

ELIMINATES NEED OF ELECTRIC DRILL OR DRILL PRESS.

GREAT FOR USE WHERE ELECTRICITY OR POWER NOT AVAILABLE, INDOORS OR OUTDOORS.

FOR THE PROFESSIONAL OR THE HOME MECHANIC.

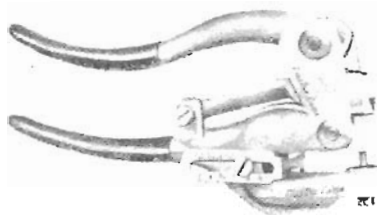
HANDY TOOL FOR ROOFER - PLUMBER - ELECTRICIAN - SHEET METAL FABRICATOR - AUTO MECHANIC - HOME MECHANIC, ETC.



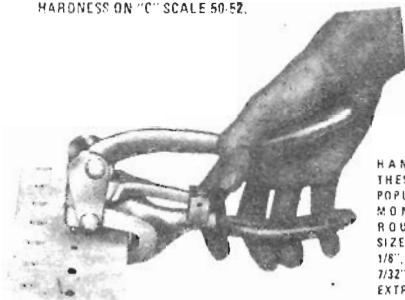
FURNISHED WITH 7 SIZES OF ROUND HOLE PUNCHES AND DIES  
3/32, 1/8, 5/32, 3/16, 7/32, 1/4, 9/32  
METAL RACK AND CASE STORES 7 PUNCHES  
AND DIES WHEN NOT IN USE



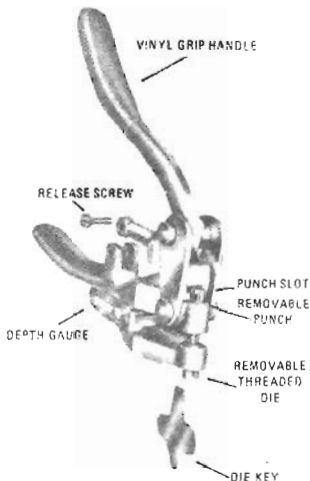
FURNISHED IN METAL ENAMELED CARRYING CASE  
CASE SIZE 4-3/8" x 9" x 1-3/4"



- ALL MAIN PARTS DROP FORGED AND HEAT TREATED
- FURNISHED WITH SIDE GAUGE FOR DEPTH ADJUSTMENT - THROAT DEPTH 2"
- OVERALL DIMENSIONS OF HAND TOOL - 8-3/8" LONG x 3-7/8" HIGH
- WEIGHT - 3 1/2 POUNDS
- PERFECT BALANCED TOOL WITH CURVED HANDLES FOR NATURAL GRIP
- WILL PIERCE UP TO 14 GAUGE MILD STEEL
- PUNCHES AND DIES HARDENED WITH ROCKWELL HARDNESS ON "C" SCALE 50-52.



HAND PUNCH  
THESE 7 MOST  
POPULAR COM  
MONLY USED  
ROUND HOLE  
SIZES - 3/32",  
1/8", 5/32", 3/16",  
7/32", 1/4", 9/32",  
EXTRA PUNCHES  
& DIES AVAIL-  
ABLE.



## Model 8500 Power Puncher Tool Kit Complete

WITH 7 PUNCHES & DIES IN METAL CASE