

10 Hotel Tips To Save You Money While Traveling

Business (<https://za.investing.com/magazine/category/business/>) | History (<https://za.investing.com/magazine/category/history/>) | Cars (<https://za.investing.com/magazine/category/cars/>)

(mailto:?)

body=https%3A%2F%2Fza.investing.com%2Fmagazine%2Famazing-hotel-hacks-to-save-you-money-while-traveling%2F%3Futm_source%3Demail%26utm_medium%3Demail)

Updated: Feb 16, 2022 | By Kate Prince
(<https://za.investing.com/magazine/author/kate-prince/>) | Business
(<https://za.investing.com/magazine/category/business/>)



Hotel Room @small1 / Shutterstock.com

Traveling is a wonderful privilege that most of us like to take advantage of, but no matter what hotel you stay in, it never quite feels like home. Whether you love to travel for work or pleasure, there's one thing that's universally accepted – hotel stays aren't cheap.

In fact, according to some news outlets, the average cost of a hotel room is continuing to increase. It costs \$180.12 per night on average, and that's only in non-populous cities. Be prepared to shell out some cash if you want to stay at a hotel in New York (average daily rate: \$392.95).

Advertisement

Going out for dinner every night at restaurants like Darden's (https://za.investing.com/equities/dardem-rest?utm_source=investing_media&utm_medium=referral) or Olive Garden, paying for the laundry service, or replacing exploded toiletries can all

end up costing a pretty penny. However, you may be surprised to learn that there are hacks that could save you precious time and money.



Humidifier

Magazine: Business (<https://za.investing.com/magazine/category/business/>) | History (<https://za.investing.com/magazine/category/history/>) | Cars (<https://za.investing.com/magazine/category/cars/>)

Materials Needed: Wet flannel

Estimated Savings: \$20*

Dry air in a hot hotel room isn't exactly the best part of a trip, especially if you happen to be holed up somewhere that's a little dusty. Humidifiers might be a nice gadget to have in a luxury hotel, but if you're traveling on a budget you may not be able to afford 5-star accommodation.

Advertisement



Dry air in hotels is a common problem, and many people report experiencing allergies or dry eyes as a result. The air conditioning unit is often responsible for some of the dryness, but we have a hack that will help turn the AC unit from a problem into a solution.

However, you can make your very own humidifier for less than a dollar, providing there's a fan or an AC unit nearby. All you have to do is take a wet flannel and stick it in front of the unit. In less than a second you've got suitably moistened air so you won't have to waste money buying a travel size humidifier on Amazon (https://za.investing.com/equities/amazon-com-inc?utm_source=investing_media&utm_medium=referral).

Advertisement



2. Custom Nightstand

Materials Needed: A shirt

Estimated Savings: \$85*

Nightstands should be standard pieces of furniture in any decent hotel, but that doesn't mean they are always there. In fact, some budget places don't have nightstands at all. This is especially true if you're staying in a dorm, so where can you put your things?

Advertisement



You don't have to squirrel your

Apple (https://za.investing.com/equities/apple-computer-inc?utm_source=investing_media&utm_medium=stock_widget&utm_campaign= iPhone away under your pillow, only for it to fall on the floor during the night. All you need to do is get creative by folding a t-shirt onto the corner of the mattress to create an instant easy-to-reach slot for all your gadgets.

Make sure to fold the shirt so that there is a pocket at the corner of the mattress. Tighten the corners to ensure your phone doesn't fall out during the night. This is also a good place to store car keys, wallets, hotel keys, or anything else that would cause a

huge inconvenience if you lost it.



3. Curtain Sealers

Materials Needed: A hanger

Estimated Savings: \$25*

Some people can happily while away the hours dozing in the brightest sunlight, but for most of us normal human beings, darkness is necessary to get a little shut-eye. There's nothing like struggling with uncooperative curtains in the middle of a work trip.

Advertisement





Magazine: Business (<https://za.investing.com/magazine/category/business/>) | History (<https://za.investing.com/magazine/category/history/>) | Cars (<https://za.investing.com/magazine/category/c>

Curtain Spoiler ©RKLAUTWITTER / Twitter.com

Advertisement

Though hotels usually do splurge on blackout curtains, what use are they if they don't close all the way? Hotels tend to be in populous places. Or, at least, they have bright lights in the parking lot that shine in your room. We have a hack to help you solve that famously irritating problem.

Unless you're lucky enough to get heavy curtains that seal as standard, you might know the pain of this particular battle all too well. What if we told you there's a tool in most hotel rooms that could remedy this situation? Take a hanger, clip the curtains together, and hey presto – you've got a room dark enough to binge-watch

Netflix (https://za.investing.com/equities/netflix,-inc.?utm_source=investing_media&utm_medium=stock_widget&utm_campaign=magazin) in.

4. “Clean” Remote

Materials Needed: A sandwich bag

Estimated Savings: Priceless

Every traveler knows that cleanliness is next to godliness, but as much as some inns and motels try, there's just no getting past the fact that hundreds of people have used the room before you. Even the best cleaning staff in the world can miss a spot.

Advertisement





Magazine: Business (<https://za.investing.com/magazine/category/business/>) | History (<https://za.investing.com/magazine/category/history/>) | Cars (<https://za.investing.com/magazine/category/c>

"Clean" Remote @chromom / Pinterest.com

Advertisement

You'd be amazed at what bacteria lights can pick up in a hotel room. The first and most obvious germ-ridden place, according to *USA Today*, is the hotel light switch. The University of Houston studied the surfaces of hotel rooms and found the main light switch to be the dirtiest place in the room, often containing a lot of germs and bacteria.

Interestingly, one of the other most germ-ridden spots in a hotel is the TV remote. Bacteria can get in between the buttons, but it's highly unlikely you'll be given a brand-new control. Instead, get a pack of sandwich bags from Walmart (https://za.investing.com/equities/wal-mart-stores?utm_source=investing_media&utm_medium=stock_widget&utm_campaign= and slip one over the remote for germ-free viewing.

5. Bottle Opener

Materials Needed: A fire door

Estimated Savings: \$5*

If you aren't in a spot that has a free minibar or its own kitchen with utensils, then you may want to grab a six-pack and take it back to the room. After all, who can afford minibar prices, anyway? There's just one stumbling block between you and that lovely warm beer: you didn't pack a bottle opener.

Advertisement





Bottle Opener @genigillfoss / Pinterest

Advertisement

Luckily for you, hotel doors are practically giant bottle openers in disguise. Just use the arm at the top of the door to bust that cap open and you'll be merry in no time. Now, your biggest decision is what to stream on

Amazon (https://za.investing.com/equities/amazon-com-inc?utm_source=investing_media&utm_medium=stock_widget&utm_campaign=prime) using your laptop and intermittent wifi.

If you're still having problems with this hack, *Delish* came up with a list of alternative ways to open bottles, including using a metal fork or spoon, keys, lighter, tree branch, and even a ring (though hopefully nothing too expensive or easy to damage, depending on how stubborn your bottle is).

6. Additional Table Space

Materials Needed: An ironing board

Estimated Savings: \$76*

We've all seen the huge suites that celebrities love to post on social media. The bathrooms have his and hers sinks, there's an entire separate dressing room, and the living area is bigger than your apartment. Unfortunately for us mere mortals, unless we're willing to pay through the nose, standard hotel rooms are a little short on counter space.

Advertisement





Additional Table Space @michelaaballa6 / Pinterest.com

Advertisement

However, most of them do have ironing boards tucked away in the closet just in case we want to get real fancy and wrinkle-free. If you've never been a fan of ironing, you can open it up anyway and use it as a folding table. Take that,

Instagram (https://za.investing.com/equities/facebook-inc?utm_source=investing_media&utm_medium=stock_widget&utm_campaign=n)

If you're someone who travels a lot and needs your clothes ironed—business travelers, we're looking at you—you might consider purchasing your own ironing board for personal use. Amazon has a mini, 12" x 30" ironing board for \$14.99 by Perilla. This portable board can do the trick if you can't find your hotel one.

7. Ramen Noodle Cooker

Materials Needed: A coffee machine

Estimated Savings: \$30*

Having a coffee machine in your hotel room is a nice little perk. It's not quite a complimentary mini-bar, but it is the perfect way to start your day. As it turns out they've actually got multiple uses. If you're not interested in going out to dinner and spending a small fortune, go to the local store and pick up a packet of ramen.

Advertisement





Ramen Noodle Cooker @Roamancing / Twitter.com

Advertisement

Unpeel the lid, stick it underneath the water stream on the coffee machine, and there you have it – instant, piping hot dinner that can't be beaten. It's not quite a three-course meal at

Darden's (https://za.investing.com/equities/dardem-rest?utm_source=investing_media&utm_medium=stock_widget&utm_campaign=ma) Olive Garden, but hey, beggars can't be choosers.

The best thing about ramen is that it's cheap. The average packet costs just thirteen cents, which means that you could, technically, eat three meals a day for under \$143, though we're definitely not suggesting you do that. (By contrast, the average U.S. citizen spends \$6,372 per year on food).

8. Say it's Your Birthday at Check-In

Materials Needed: Confidence

Estimated Savings: \$100+*

This particular hack is only for those that have the stone-cold determination to pull it off. In order to really make the most out of this tip, you need to be able to lie like a politician. At check-in, you could end up with a free upgrade if you say it's your birthday.

Advertisement





Advertisement

This trick has served travelers well for decades, although it doesn't always work. Some hotels might be privy to this trick and just smile and nod, while others will eat it up and gladly give you a little birthday treat. This could be an upgrade to a bigger room, a free dinner, or a complimentary bottle of fizz.

Obviously, you shouldn't do this trick if you're staying at a hotel that you'll be back to more than once a year. And, if you have to hand over your driver's license at check-in, you're probably going to get busted the second the hotel looks at your details and compares them to what you've just asserted.

9. Food Sealer

Materials Needed: A shower cap

Estimated Savings: \$10*

Keeping food fresh in a hotel room is no mean feat. After all, it's not like you have an entire kitchen at your disposal full of Tupperware. If you went in a little hard at the complimentary breakfast buffet and want to keep some for later, take a look in the bathroom. You might be surprised.

Advertisement





Food Sealer @bdunbarbryant / Pinterest.com

Advertisement

A clean shower cap can do the work of any decent Tupperware. All you need to do is pop it over the top of the dish and you've got yourself some prime leftovers. It's a wonderful trick that has yet to hit the mainstream. You could buy some travel Tupperware from

Amazon (https://za.investing.com/equities/amazon-com-inc?utm_source=investing_media&utm_medium=stock_widget&utm_campaign=but why bother?

Another possible "lid" you can use to keep your leftovers is the clean dry-cleaning bag in the closet. Of course, this hack isn't exactly designed to last a long time, and you'll probably find that you need to eat your leftovers pretty quickly in order to keep them from going bad.

10. Makeshift Stove

Materials Needed: An iron

Estimated Savings: \$10*

Accommodation might seem pretty basic in some hotels, but if you look hard enough at what's in the room with you, you might be surprised to learn that all you need is right there. Didn't think you could cook a hot meal in a Holiday Inn budget room? Think





Makeshift Stove @txgirl1 / Pinterest.com

Advertisement

If you've got an iron, you've got the key to a delicious egg sandwich. Grab yourself a dozen from

Walmart, (https://za.investing.com/equities/wal-mart-stores?utm_source=investing_media&utm_medium=stock_widget&utm_campaign= crack one open on a hot iron and a piece of tin foil and feel yourself revert to a caveman level of pride. The original hunter-gatherer has nothing on you.

Of course, you'll want to make sure you have the tinfoil, as cooking an egg directly on the iron's surface could be a little germly and impossible to get off. Not to mention, you'd find yourself stuck with the bill for replacing the iron if it couldn't be cleaned by the hotel staff.

11. Travel Cooler

Materials Needed: Bucket and ice

Estimated Savings: \$30*

Who really needs to bother with a travel cooler when you've got a bucket and some ice



bucket with a travel cooler when you've got a bucket and some ice, especially if you're planning on going to the beach. However, a decent one can set you back between \$20 and \$30.

Advertisement



Advertisement

If there's a bucket in your hotel room and an ice machine in the hallway, then all of your problems are solved. You can use this newfangled invention to store anything from your

Kroger (https://za.investing.com/equities/kroger-co?utm_source=investing_media&utm_medium=stock_widget&utm_campaign=magazin haul to your overpriced vending machine bottle of Coke.

Don't know where the ice machine is? No problem. Just call down to the front desk. But, if you don't feel like actually talking to people, just leave your room and pick a direction. There's an ice machine on every floor, and they almost always have noticeable signs pointing you to them.

12. Step Stool

Materials Needed: An upturned bin



: \$15*

Magazine: [Business \(https://za.investing.com/magazine/category/business/\)](https://za.investing.com/magazine/category/business/) | [History \(https://za.investing.com/magazine/category/history/\)](https://za.investing.com/magazine/category/history/) | [Cars \(https://za.investing.com/magazine/category/cars/\)](https://za.investing.com/magazine/category/cars/)

Traveling with little people is often much harder than traveling with fully-fledged adults, mainly because you can't possibly bring everything they use at home. Stepping stools are staple items in many homes with kids as they allow them to reach sinks and toilets. Hotels seldom provide them.

Advertisement



Step Stool @venessatencer / Pinterest.com

Advertisement


Buying a travel one will set you back a few dollars and take up precious luggage space, but before you head to

Bed, Bath, and Beyond (https://za.investing.com/equities/bed-bath---beyond-inc?utm_source=investing_media&utm_medium=stock_wic) to splash the cash, stop and think. If your hotel room has a bin, you can turn it upside down and it'll serve exactly the same use.

Just make sure that you don't have a lot of trash to throw away, so the bin won't be missed. If you're running out of extra space in the hotel, take your trash and throw it away in a common room. Or, store dry trash in the dry cleaning bag in the closet until you can head out to the dumpster.

13. Improvised Smartphone Speakers

Materials Needed: An empty mug



: \$20-\$50*

Magazine: [Business \(https://za.investing.com/magazine/category/business/\)](https://za.investing.com/magazine/category/business/) | [History \(https://za.investing.com/magazine/category/history/\)](https://za.investing.com/magazine/category/history/) | [Cars \(https://za.investing.com/magazine/category/cars/\)](https://za.investing.com/magazine/category/cars/)

Travel speakers are a godsend if you don't want to sit in silence in your room in the evening, or if you just want the sound to carry a little further. But a decent pair can set you back a big amount of money. If you don't use them all that often, then don't bother wasting your money.

Advertisement



Advertisement

All you need is an empty mug! Just put your phone inside the mug and prepare to be amazed. The ceramic shape acts as an amplifier for the sound, solving all of your problems in one fell swoop. Just don't be surprised if the quality isn't as good as actual speakers. After all, it's still a mug.

If the mug trick just isn't cutting it for you and you want to find cheap speakers on the go, there *are* speakers on Amazon that are tiny, portable, and cost under \$40. Or, you can hook up your iPhone to your computer and play it from there, as your laptop's speakers might be louder.

14. Pack Dirty Shoes

Materials Needed: A shower cap



: \$30*

Magazine: [Business \(https://za.investing.com/magazine/category/business/\)](https://za.investing.com/magazine/category/business/) | [History \(https://za.investing.com/magazine/category/history/\)](https://za.investing.com/magazine/category/history/) | [Cars \(https://za.investing.com/magazine/category/cars/\)](https://za.investing.com/magazine/category/cars/)

Packing to go on vacation is one thing, but packing to come home is even worse – especially if you’ve brought several pairs of shoes. It might go without saying, but shoes can get very dirty, so putting them back in your suitcase isn’t ideal. That’s where shower caps come in.

Advertisement



Pack Dirty Shoes @siennaxulafer3 / Pinterest.com

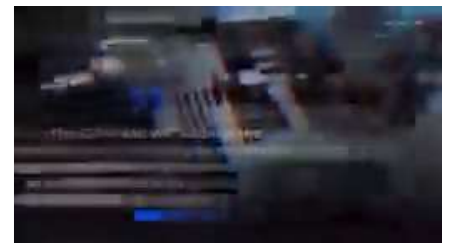
Advertisement

You can use the cap as a wrapper for the shoes, allowing you to put them in with your clothes without worrying about having to replace the clothes themselves. It’s a novel hack that can actually save you an impressive amount in the long run.

Other ways to pack shoes without having mud or dirt get on your clothes include using the trash can liner from the hotel bin. Or, you can use bags you might have acquired while shopping on the go. Thirdly, if you’re really in a bind, wrap the shoes up with hotel toilet paper (after all, it’s free).

15. Shampoo Bottle Sealers

Materials Needed: Plastic bags



X

: \$10+*

Magazine: [Business \(https://za.investing.com/magazine/category/business/\)](https://za.investing.com/magazine/category/business/) | [History \(https://za.investing.com/magazine/category/history/\)](https://za.investing.com/magazine/category/history/) | [Cars \(https://za.investing.com/magazine/category/cars/\)](https://za.investing.com/magazine/category/cars/)

Hotels often provide free toiletries so that guests don't have to worry about bringing huge bottles of shampoo along for the ride, but they aren't always the greatest. Plus, if you're fussy about what shampoo you use, then it makes sense to bring your own. That doesn't mean they're easy to transport, though.

Advertisement



Shampoo Bottle Sealers @hbtaylor10 / Pinterest.com

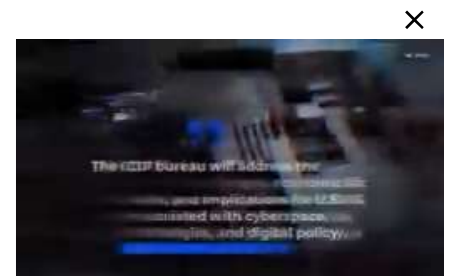
Advertisement

Too many travelers know what it feels like to open up luggage and see exploded toiletries. It's never a fun experience, but you could save yourself the cost of new shampoo and new clothes by simply cutting a piece off a plastic bag and putting it underneath the lid. It acts as the seal you never knew you needed.

To be fair, the quality of hotel soaps and shampoos has improved over the years. Now, hotels are inking deals with brands like Biovida, Malin + Goetz, and even L'Occitane. Hilton Hotels uses Peter Thomas Roth's shampoo, conditioner, and body wash, which is a huge improvement over its previous cheap brand.

16. DIY Microwave

Materials Needed: Hairdryer and iron



X

: \$30*

Magazine: [Business \(https://za.investing.com/magazine/category/business/\)](https://za.investing.com/magazine/category/business/) | [History \(https://za.investing.com/magazine/category/history/\)](https://za.investing.com/magazine/category/history/) | [Cars \(https://za.investing.com/magazine/category/cars/\)](https://za.investing.com/magazine/category/cars/)

If you haven't ordered takeout to your hotel room, have you even lived? The only trouble is, when the pizza gets cold, there may not be a microwave to warm it up in. That doesn't mean you need to cry into your cold pepperoni, though. It just means you need to get creative.

Advertisement



DIY Microwave @crowder / Instagram.com

Advertisement

Don't spend \$30 on a whole new warm pizza the next day, just get the iron and the hairdryer. The iron warms up the base while the hairdryer breathes new life into the toppings. They're a dream team that every traveler should know about.

If you can't live with the iron and hairdryer and *need* a microwave to heat up your delicious, cheesy slices, consider calling down to the front desk. Looking at TripAdvisor, there are a good number of hotels that allow you to use the front desk's microwave if you're in a jam. It can't hurt to ask.

17. DIY Sock Dryer

Materials Needed: A hairdryer



: \$10*

Magazine: [Business](https://za.investing.com/magazine/category/business/) | [History](https://za.investing.com/magazine/category/history/) | [Cars](https://za.investing.com/magazine/category/cars/)
When you're away from home for a decent amount of time, doing laundry is a necessary evil. Going to the laundromat and using up all your change on washing and drying can get costly, so some travelers like to get a little creative with their drying technique.

Advertisement



DIY Sock Dryer @hotelroomcooking / Instagram.com

Advertisement

If you're a sucker for clean socks but would like to keep your quarters, take your laundry back to the hotel room and create a makeshift line using a hairdryer. To speed up the process you can turn the dryer on. Once you've done this, you'll be up there with famous inventors like Apple's (<https://za.investing.com/equities/apple-computer-inc>) Steve Jobs.

If you're looking to dry clothes more slowly, you can also put them on the hotel's heating unit. Conversely, if you want to steam-dry your clothes and press the wrinkles out of them, you can always hang them up in the bathroom when you're taking a nice, hot, relaxing shower.

18. DIY Food Boiler

Materials Needed: A kettle



: \$50*

Magazine: [Business \(https://za.investing.com/magazine/category/business/\)](https://za.investing.com/magazine/category/business/) | [History \(https://za.investing.com/magazine/category/history/\)](https://za.investing.com/magazine/category/history/) | [Cars \(https://za.investing.com/magazine/category/cars/\)](https://za.investing.com/magazine/category/cars/)
Boiling food on vacation isn't exactly something most of us ever think of unless we've got a whole AirBNB to ourselves. Making your own hotdogs in a double room at the Hilton doesn't really seem possible, but that could be because we just haven't thought about it hard enough.

Advertisement



DIY Food Boiler @troyrichardson / Instagram.com

Advertisement

In reality, all you need is boiling water. Every hotel room has a kettle, so stick your corn and hotdogs in there and get ready to chow down. We wouldn't necessarily say this was entirely safe, but we'll leave that decision up to you.

When you think about it, if you can get this boiling water trick to work, that opens up a whole new realm of possibilities for you, in terms of food selection. Spaghetti, macaroni and cheese, frozen vegetables, the world is your oyster. Considering that the average dinner out costs \$13 (not including drinks and appetizers), this is a bargain.

19. On-the-Go Drain Plug

Materials Needed: Plastic wrap



: \$5*

Magazine: [Business](https://za.investing.com/magazine/category/business/) | [History](https://za.investing.com/magazine/category/history/) | [Cars](https://za.investing.com/magazine/category/cars/)
Bathrooms in hotels are strange places that often lack some of the basic things that we expect. If you've gone to wash your face only to realize there's no plug in the sink, then don't panic. We've got you covered. All you need is plastic wrap.

Advertisement



On-the-Go Drain Plug @jpsharp / Pinterest.com

Advertisement

Stick the wrap over the hole and you've got yourself a drain cover that will stop you from losing coins, hairpins, and all manner of objects that could disappear down the drain. It's a mystery world down there, and you don't want to be looking for your wedding ring by sticking an arm into that black hole.

Though, that does spark the interesting question: what happens if you lose your wedding ring down a drain? Brides.com says that the #1 thing you should avoid is doing what we all would do, which is to stick an arm down the pipe. You should immediately call a plumber to avoid damage to you, the pipe, or your ring.

20. DIY Toothbrush Holder

Materials Needed: Foam cup



: \$5*

Magazine: [Business \(https://za.investing.com/magazine/category/business/\)](https://za.investing.com/magazine/category/business/) | [History \(https://za.investing.com/magazine/category/history/\)](https://za.investing.com/magazine/category/history/) | [Cars \(https://za.investing.com/magazine/category/cars/\)](https://za.investing.com/magazine/category/cars/)

Travel toothbrush holders are great inventions, but only the most organized of travelers ever think to pick one up. The rest of us come woefully unprepared. If you've got a shared bathroom, the idea of putting your toothbrush down on the side might be enough to send you packing on the first night.

Advertisement



DIY Toothbrush Holder @ BrReg / Reddit.com

Advertisement

Instead of booking a one-way ticket out of there, pick up a styrofoam cup, upturn it, and make a hole. In no time at all you've got your very own toothbrush holder that will be the envy of all the other guests.

To avoid the toothbrush terror that is bacteria growing on the brush, dentists have some helpful tips. Rinsing off your toothbrush thoroughly every time you use it, keeping it dry, and keeping it upright (as opposed to laying it down) are the top three ways you can prevent your toothbrush from becoming gross.

21. Bedside Laptop Desk

Materials Needed: Ironing table



: N/A

Magazine: [Business \(https://za.investing.com/magazine/category/business/\)](https://za.investing.com/magazine/category/business/) | [History \(https://za.investing.com/magazine/category/history/\)](https://za.investing.com/magazine/category/history/) | [Cars \(https://za.investing.com/magazine/category/cars/\)](https://za.investing.com/magazine/category/cars/)

Over the past few decades, TVs in hotels have definitely upgraded. In most cases, you can usually find something to watch, but not every hotel has smart TVs with Netflix or other streaming services. If you're determined that a trip won't derail your binge-watching streak, then a laptop is essential.

Advertisement



Advertisement

The only trouble is, it can be difficult to position so that everyone can see it. That's where the trusty ironing board comes in again. An ironing board is a perfect shape to hang over a bed to act as a table. We really don't give ironing boards the credit they deserve.

You might also be able to stream your phone to your hotel's TV, depending on what type of phone you have and what type of TV the hotel has. Apps like the Hotel Cast app can help with this. If you have a streaming stick or a USB cable, you might be able to connect it that way.

22. Makeup Traveler

Materials Needed: Contact lens holder



: N/A

Magazine: Business (<https://za.investing.com/magazine/category/business/>) | History (<https://za.investing.com/magazine/category/history/>) | Cars (<https://za.investing.com/magazine/category/c>

Everyone knows that cosmetics can be terribly annoying to travel with. Taking a bevy of bottles along with you can be weighty as well as inconvenient, especially when it comes to make-up. Instead of packing it all, why not try and find an empty contact lens holder.

Advertisement



Makeup Traveler @jaytoc / Pinterest.com

Advertisement

For those who aren't familiar, contact lens holders are pretty ubiquitous and cheap. Whenever you buy a lens solution, you get a contact lens holder for free. This hack works especially well for liquid highlighter, blush, and bronzer, as you won't be wearing large quantities of those (compared to foundation or primer).

You can dispense just the right amount of make-up into the holder, seal it, and away you go. You've got more room for other items and you don't have to worry about leaks and spillages. It's a wonderful world we live in, isn't it?

23. Keep the Power On When You're Out of the Room



A train ticket

Estimated Savings: N/A | [Investing.com/magazine/category/business/](https://za.investing.com/magazine/category/business/) | [History \(https://za.investing.com/magazine/category/history/\)](https://za.investing.com/magazine/category/history/) | [Cars \(https://za.investing.com/magazine/category/cars/\)](https://za.investing.com/magazine/category/cars/)

Some rooms are designed so that the power only stays on when the keycard is in the holder. It's essentially a power-saving tool for the hotel so that they don't drain the electricity unnecessarily. However, for guests, it can be a nuisance. If you want to leave your phone on charge while you pop out, all you need is a train ticket.

Advertisement



Keep the Power On When You're Out of the Room @ajaska1828 / Pinterest.com

Advertisement

Stick the train ticket into the holder and you might be surprised to learn that the power stays on. Unfortunately, this hack isn't fail-proof as some of these designs only recognize the keycard of the hotel. It's still worth a try.

You can also try a gift card, spare debit card, or anything else you feel comfortable sticking into the slot and giving a whirl. If you find that it doesn't work, you can always buy a battery charging case on Amazon. You'd be surprised at how cheap they are, costing under \$30, which is around the same price as an Apple charger.

24. Makeshift Clothes Steamer

Materials Needed: Shower and a hanger



: \$15*

Magazine: [Business \(https://za.investing.com/magazine/category/business/\)](https://za.investing.com/magazine/category/business/) | [History \(https://za.investing.com/magazine/category/history/\)](https://za.investing.com/magazine/category/history/) | [Cars \(https://za.investing.com/magazine/category/cars/\)](https://za.investing.com/magazine/category/cars/)

Most hotels have a laundry service, but they will charge you around \$15. If you want a perfectly steamed outfit but don't want to pay for the privilege, look no further than the bathroom. Turn on the shower to the hottest setting, leave your outfit on a hanger in the room, and close the door.

Advertisement



Makeshift Clothes Steamer @hattiekemp / Pinterest.com

Advertisement

In around ten minutes, the steam from the shower will have eased out all the wrinkles. Not only is it cheaper than using the hotel's service, but it's quicker, too! You can even do this at home to save time.

Note that if you're trying the shower steam tactic, you don't need to keep your clothes in there for more than 20 minutes (so, the length of the average shower). Depending on the fabric, you might even be able to steam it for less. Just keep checking periodically to see if the wrinkles have disappeared.

25. Butter Defroster

Materials Needed: Toaster



: N/A

Magazine: [Business \(https://za.investing.com/magazine/category/business/\)](https://za.investing.com/magazine/category/business/) | [History \(https://za.investing.com/magazine/category/history/\)](https://za.investing.com/magazine/category/history/) | [Cars \(https://za.investing.com/magazine/category/cars/\)](https://za.investing.com/magazine/category/cars/)

It's nice when hotels provide guests with butter to go on toast. It's even better when you've got your very own toaster, but the little packets are often rock hard and really difficult to spread. If you're lucky enough to have both a toaster and butter, you've already got the solution.

Advertisement



Butter Toaster @4wallsagain / Pinterest.com

Advertisement

While you're making the toast, put the butter packets alongside the top. They will absorb the heat and soften, making it much easier for you to consume. That's how you get your day off to a flying start.

You can also leave the closed butter packets on top of the kettle or the ironing board if you're *really* determined to get soft butter. Note that, according to *Healthline*, if you're using salted butter, you actually don't have to keep it cold because the risk of bacteria growing in it is lower.

26. Front Desk Phone Charger

Materials Needed: None



: \$15-\$20*

Magazine: [Business \(https://za.investing.com/magazine/category/business/\)](https://za.investing.com/magazine/category/business/) | [History \(https://za.investing.com/magazine/category/history/\)](https://za.investing.com/magazine/category/history/) | [Cars \(https://za.investing.com/magazine/category/cars/\)](https://za.investing.com/magazine/category/cars/)

We've all been there. You're in a rush to check out of the hotel in the morning (so as to avoid the annoyingly-high late fees), and you realize, after you've left and are home, that you've forgotten your phone charger. Your error might actually end up paying off for someone else.

Advertisement



Front Desk Phone Charger @elgeniocobas / Pinterest.com

Advertisement

If you're staying at a hotel and forget your phone charger, go down to the front desk and ask them if they have any extra that they've found. More than likely, they'll have one from a box for free. That saves you buying a new charger, which usually costs anywhere from \$15 to \$20 (more, if you want one that won't break immediately).

27. Travel with Alcohol Wipes

Materials Needed: Alcohol Wipes

Estimated Savings: N/A

Sure, you might have to shell out \$3-\$5 for this one, but you'll save on contracting a nasty cold or flu. One social media commenter, who worked in admissions in a hospital, shared his hotel hack with everyone. He stated that he always travels with a "large tub"





Travel with Alcohol Wipes ©KC Mefete / Shutterstock.com

Advertisement

He uses them to sanitize the drawer pulls, knobs, phone, and remote in a hotel. This hotel hack is also great for the airport and public restrooms. According to *Inc.com*, the hotel remote is a huge source of germs, with studies finding it tends to harbor *Bacillus subtilis*, even in three-star hotels.

28. DIY Hamper

Materials Needed: Plastic Bag

Estimated Savings: N/A

Most people have probably already tried this one, as it's a way to keep your hotel room clean. We're all used to having a hamper in our homes, and that hamper is a convenient way to get dirty and worn clothes out of the way of the room.

Advertisement





DIY Hamper ©Brandy McKnight / Shutterstock.com

Advertisement

Unfortunately, hotels don't come with a hamper. However, they do come with a plastic dry-cleaning bag. The bag is usually found hanging in the closet. It's free to take, and you can use it to keep your clothes from piling up. This way, your room won't get messy or cluttered.


29. Pack Your Favorite Tea

Materials Needed: Tea

Estimated Savings: N/A

You have to pay for the coffee and water bottles that they stock in your room. Rarely are those complementary, and the tea selection at hotels is also subpar. If you're a tea drinker, don't expect to find your favorite tea at the hotel in which you're staying.

Advertisement



X



Magazine: [Business \(https://za.investing.com/magazine/category/business/\)](https://za.investing.com/magazine/category/business/) | [History \(https://za.investing.com/magazine/category/history/\)](https://za.investing.com/magazine/category/history/) | [Cars \(https://za.investing.com/magazine/category/cars/\)](https://za.investing.com/magazine/category/cars/)

Pack Your Favourite ©Tea Pavel Vinnik / Shutterstock.com

Advertisement

Instead, bring your own tea from home. Making hot water in the room is usually free. Some of the best new teas of 2021, according to *The Spruce Eats*, include The Republic of Tea’s Honey Ginseng Green Tea, Harney & Sons Organic Rooibos Herbal Tea, and Twinings of London English Breakfast Tea.


30. DIY Exfoliator

Materials Needed: Sugar

Estimated Savings: N/A

There’s always something that we accidentally forget when we leave the house to stay in a hotel. Skincare routines are complex, and it’s easy to forget to grab a step. If you forget your exfoliator, your skin might feel like it has build-up, which could lead to—gasp!—acne.

Advertisement



X

The CDP bureau will address the national security challenges, economic opportunities, and implications for U.S. values associated with cyberspace, digital technologies, and digital policy.

[View our 2020-2021 Government Website](#)



Magazine: Business (<https://za.investing.com/magazine/category/business/>) | History (<https://za.investing.com/magazine/category/history/>) | Cars (<https://za.investing.com/magazine/category/c>

Advertisement

If you're really in a pinch, use the sugar packets the hotel gives you in the room for coffee. The nature of sugar scrubs makes them slightly harsh, so this is something that you won't want to do every day. But, if you're trying to get makeup removed and need an extra boost, mix the sugar in with your facial wash.

31. Be Your Own Room Service

Materials Needed: Shower Steam or Hairdryer

Estimated Savings: N/A

Housekeeping can always help your clothes get a wrinkle-free look, but, if you find that you're in a jam and don't want to bother housekeeping, there is a way to get them wrinkle-free on your own. When you're showering, shut the door to let the steam buildup.

Advertisement





Advertisement

Keep the clothes in the bathroom with you while the steam is rising. This will help press out creases. You can also use the hairdryer to smooth out creases. Sometimes, the hotel will even have a steamer and ironing board they can lend you if you call down to the front desk.

32. Book Directly Through the Hotel

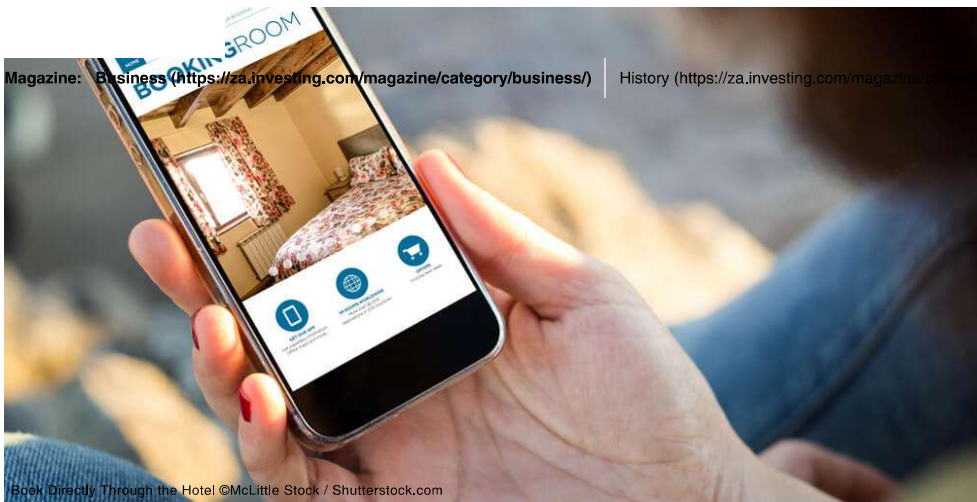
Materials Needed: Phone/Computer (To Complete the Booking)

Estimated Savings: \$5-\$10*

Another hotel hack is to book your room directly through the hotel. This will save you \$5-\$10 on your room in most cases, and it can actually help you get a better room. According to *Frommers*, hotels give customers priority when they reserve directly through the hotel because the hotel doesn't have to pay commission fees to a third party.

Advertisement





Magazine: Business (<https://za.investing.com/magazine/category/business/>) | History (<https://za.investing.com/magazine/category/history/>) | Cars (<https://za.investing.com/magazine/category/cars/>)

Book Directly Through the Hotel ©McLittle Stock / Shutterstock.com

Advertisement

This, in turn, leads to better customer service. If something goes wrong during your stay, you might be able to swing a free upgrade or perks, as you're a full-paying, commission-free customer who booked *with* the hotel in question.

33. Slip Them a \$20

Materials Needed: \$20 bill


Estimated Savings: N/A

Being nice and polite is a must, but, also, don't be afraid to pull out a \$20 bill and tip the housekeeping. As *USA Today* said, it's "not the norm," but it is "nice" to leave a gratuity. This goes double if you're asking for extra towels or leaving a mess. \$3-\$7 daily works, or just leave \$20 on your first day.

Advertisement



X



Magazine: Business (<https://za.investing.com/magazine/category/business/>) | History (<https://za.investing.com/magazine/category/history/>) | Cars (<https://za.investing.com/magazine/category/cars/>)

Slip Them a \$20 © 888/jamold / Shutterstock.com

Advertisement

Even though your hotel might add gratuity to your room service, you should still leave something in cash. Hotel staff work hard to keep your room clean, and, especially if you're going to be staying awhile, you want to get off on the right foot.

34. Attach Keys to Phone Charger

Materials Needed: Keys, Phone Charger

Estimated Savings: N/A

Losing your car keys is a huge pain, particularly if you're traveling for work and need to be somewhere in the morning. It's surprisingly easy to do in hotels. You're in a new place, and you have to develop a new, temporary routine. You might put your keys somewhere and totally forget.

Advertisement



Women Only: Stretch This Muscle To Stop Bladder Leakage (Watch)...

3-Step Movement Sequence Relieve Years Of Bladder Leakage (<https://eb2.3lift.com/pass?...>)


SPONSORED BY [WELLNESSGUIDE101](https://www.wellnessguide101.com) ([HTTPS://WWW.WELLNESSGUIDE101.COM](https://www.wellnessguide101.com))

[Learn More...](#)



The CDP bureau will address the national security challenges, economic opportunities, and implications for U.S. values associated with cyberspace, digital technologies, and digital policy.

<https://www.cdp.gov/press-releases/2018/08/01>



Magazine: Business (<https://za.investing.com/magazine/category/business/>) | History (<https://za.investing.com/magazine/category/history/>) | Cars (<https://za.investing.com/magazine/category/c>)

Advertisement

Here's a hack to avoid that. Hook your keys to your phone charger. Use a carabiner or tie a loose knot around the key ring. You're far less likely to lose your phone charger, which is attached to your phone. Chances are, you won't forget your keys if they're attached to the charger.

35. Block Blinking Lights with Electrical Tape

Materials Needed: Electrical Tape

Estimated Savings: N/A

Hotel rooms have tons of electronics, whether they're there to entertain us or let us know if the room is on fire. Everything is in one room in a hotel (unless you're staying somewhere very expensive), and, more often than not, these electronics' lights blink on and off.

Advertisement





Block Blinking Lights with Electrical Tape @Crooked50 / Twitter.com

Advertisement

If you're a light sleeper who needs complete darkness to fall asleep, these blinking lights can be extremely annoying. If you don't want to unplug them—i.e. if it's a smoke alarm—cover the blinking lights with a smidge of electrical tape. If you don't have it, you can call down to the front desk and ask for some.

36. Bring Your Own LAN Cable

Materials Needed: LAN cable

Estimated Savings: N/A

Ethernet tends to be better than WiFi, even though WiFi is more convenient and is usually "good enough" most of the time. Ethernet gives you better speed, more reliable connections, and lower latency. If you're connecting via a LAN cable, bring your own. Rooms that provide high-speed internet access will have ports.

Advertisement



Ears Ringing? When Tinnitus Won't Stop, Do This (Its Genius) (<https://eb2.3lift.com/pass?...>)

This 60 Second Trick Eliminates Ear Ringing Instantly (Watch) (<https://eb2.3lift.com/pass?...>)

SPONSORED BY [WELLNESSGUIDE101.COM](https://www.wellnessguide101.com) ([HTT](https://www.wellnessguide101.com)
[TL_CLICKTHROUGH=TRUE&REDIR=HTTPS%3A%](https://www.wellnessguide101.com)

Learn More...



Bring Your Own LAN Cable ©Daniel Krason / Shutterstock.com

Advertisement

Usually, these ports are near the desk, on the phone, or by the bed. If you forget your LAN cable, the hotel might be able to lend you one. As *Wired.com* put it, "Hotel WiFi sucks," and using the Ethernet can make your stay much more pleasant, tech-wise.

37. Use TV Remote App on Your Phone

Materials Needed: Phone, LodgeNet Mobile App

Estimated Savings: N/A

Travel and Leisure reported on just how dirty TV remotes are. 81% of the surfaces in a hotel room have at least a small amount of fecal bacteria, but the worst of the surfaces in the study was the TV remote. The TV remote was covered with all types of nasty bacteria, fecal and otherwise.

Advertisement



Use TV Remote App on Your Phone ©Tero Vesalainen / Shutterstock.com

Advertisement

By downloading the LodgeNet mobile app, you will be able to turn your phone into a television remote. You'll see the remote-control buttons on the phone, allowing you to change channels, look at on-demand options, rent movies, and, best of all, avoid touching fecal bacteria.

38. Override the Hotel Thermostat

Materials Needed: Thermostat

Estimated Savings: N/A

LifeHacker revealed ways you can override your hotel's thermostat. The thermostats in hotels don't usually allow you to go above or beyond a certain point, which means that rooms might be cold in the winter or warm in the summer. To override the thermostat, you have to put it in VIP mode.

Advertisement



First, hold down the thermostat's display button. While holding that down, press "OFF." Then, release the OFF button, while continuing to hold down the display button, and press the "Up" button (an arrow pointing upwards). Then, release all buttons. This will disable the thermostat's motion sensors, so it will keep the room cool all day (instead of just when you're in the room).

39. Wedge a Towel Under the Door

Materials Needed: Towel

Estimated Savings: N/A

Wendover Resorts revealed a hack for their (and other) hotels on Twitter. We've all been in a hotel where our hotel-neighbors are loud and annoying. People on vacation come home drinking, or they let their kids run up and down the hallway at all hours of the night.

Advertisement

Wedge a Towel Under the Door @WendoverCasino / Twitter.com

Advertisement



The light from the hallway can also be super irritating. If you're trying to sleep and need dark and quiet, wedge a towel under the door. This will muffle the sound and block out the light. Also, don't forget to travel without earplugs, and, if you do forget, you can always ask the hotel for help.

40. Grab a Coffee Cup for Juices

Materials Needed: Coffee Cup

Estimated Savings: N/A

Who knows why hotels give you such tiny cups for juices? It might be to save money on breakfast, or maybe they're trying to make juice cups the new espresso cups. Either way, it's never enough juice. If you want an actual cup of juice, just grab a coffee cup and use it.

Advertisement

Grab a Coffee Cup for Juices @thetwinster2 / Pinterest.com

Advertisement

Most hotels serve juice in a nine-ounce cup. According to *Clark.com*, the best hotel breakfasts are at the Hyatt, Hilton Hotels, and Comfort Inn and Suites. Drury Hotels, a family-owned chain, also gets an honorable mention for its free breakfast service, but



42. Improve Security

Magazine Business (<https://za.investing.com/magazine/category/business/>) | History (<https://za.investing.com/magazine/category/history/>) | Cars (<https://za.investing.com/magazine/category/c>)

Materials Needed: Paracord with Bead

Estimated Savings: N/A

It can be a little jarring to stay at a hotel, especially if you're not used to traveling. You're staying in a giant building with other people you don't know, and that can be a bit intimidating to some people. One hotel hack to boost security, according to one Twitter user, is to use a paracord and bead to tie the deadbolt.

Advertisement

Improve Security @clenprice / Twitter.com

Advertisement

The deadbolt is able to block people from coming in, but it *does* open four to five inches in width. That's a little too wide for comfort. You can tie a paracord around the deadbolt to ensure it doesn't budge an inch if someone tries to come in.

43. Get Rid of That Funky Smell

Materials Needed: Car Air Freshener

Estimated Savings: N/A

Whether it's cleaning products or the last person who stayed there, sometimes hotel



X

g products of the last person who stayed there, sometimes, not
ll that fresh. Or, at least, they don't smell like anything, which, we're
Magazine: Business (<https://za.investing.com/magazine/category/business/>) | History (<https://za.investing.com/magazine/category/history/>)
Sure, is everyone's preferred smell for a hotel room. The easiest way to remove a smell
is to take the air freshener from your car and attach it to the vents of your hotel's A/C
unit.

Cars (<https://za.investing.com/magazine/category/cars/>)

Advertisement

Get Rid of That Funky Smell @gingermoontrade / Pinterest.com

Advertisement

According to *USAToday*, there are a few other ways to get rid of the funk. For smelly stains on the carpet, you can add ten to fifteen drops of your favorite essential oil to baking soda and shake. Leave the mix on for eight hours. You can also spray the room with Febreze or plug in a portable electronic air filter, which you can find on Amazon for \$50-\$150.

44. Fill Up At The Hotel

Materials Needed: Reusable Water Bottle

Estimated Savings: \$1.29 per bottle*

Many hotels are now offering purified water stations, where you can refill a reusable water bottle. This is a must-do, as it will not only save you money, but it will also help the environment. Reusable water bottles cost anywhere from \$10 to \$20 on Amazon



tancy you want your bottle to be).

Magazine: [Business \(https://za.investing.com/magazine/category/business/\)](https://za.investing.com/magazine/category/business/) | [History \(https://za.investing.com/magazine/category/history/\)](https://za.investing.com/magazine/category/history/) | [Cars \(https://za.investing.com/magazine/category/cars/\)](https://za.investing.com/magazine/category/cars/)

Fill Up At The Hotel @gingerbray / Pinterest.com

Advertisement

Regular plastic bottles are cheaper, at \$1.29 per bottle on average, but that adds up, especially if you're on vacation at the beach and are drinking a lot of water. Not to mention, eighty percent of those bottles wind up in landfills, leaching toxins into the soil.

45. Plug Into The TV

Materials Needed: HDMI Adapter, USB, or Firestick

Estimated Savings: N/A

Hotel rooms have huge TVs, but, sometimes, there's just nothing onscreen that you want to watch. You can connect your phone to your hotel TV through a few simple methods. First, check the TV for USB ports to see if you can connect that way. These ports will usually be located at the back of the television.

Advertisement



Plug Into The TV @cocoachocolat / Youtube.com

Advertisement

You can also check for an HDMI slot if you have the right adapter or use a firestick. More and more hotels are allowing people to connect their phones to the TV using the WiFi, too, in an attempt to appeal to tech-savvy travelers.

46. Avoid Mini-Bar Charges

Materials Needed: N/A (Possibly Outside Alcohol)

Estimated Savings: \$6-\$8 per drink*

According to *Express*, hotel minibar charges are among the most disputed charges in the entire hotel system. One hotel insider, Jacob Tomsy, who worked the front desk at various hotels for over ten years, wrote a book about hotel hacks. One of his topics was minibar charges and how to avoid them.

Advertisement



Avoid Mini-Bar Charges ©OlegDoroshin / Shutterstock.com

Advertisement

Tomsky said that the minibar charges cause so much drama because they're "inexact" and involve "missteps." When guests complain and bring up the charges, asking to see them itemized, it's likely that they'll be removed. If you aren't the complaining type, the only other way to surefire avoid overcharging is to buy alcohol from a store and keep it in the mini-fridge.

47. Stream your Favorite Shows

Materials Needed: Adapter, HDMI power cord

Estimated Savings: N/A

Business Insider revealed three different devices that would let you stream your favorite shows, from platforms like Netflix and Hulu, to hotel televisions. The first device was an Amazon Fire TV Stick, which has an HDMI plug. You'll need an adapter to connect it.

Advertisement



Stream your Favorite Shows © Daniel jakulovic / Shutterstock.com

Advertisement

The other two, less well-known devices for streaming, include the Roku Streaming Stick, which is very similar to the Amazon Fire Stick. Again, you'll need a power adapter and WiFi to get it to work. Thirdly, you can use the Apple TV device, but that is the least portable. You'll need an HDMI cable and separate power cord.

48. Childproof with Duct Tape

Materials Needed: Duct Tape

Estimated Savings: N/A

Parents of young kids know that kids get into everything. You look away for one split second, and they're trying to stick something into the electric outlet or play with a scary-looking cord or cable. Hotels often don't have child-proofed rooms, as that would be expensive and difficult to carry out for entire floors or sections.

Advertisement



Advertisement

Also, hotels don't know how many kids will be staying in the hotel at one time. It makes more economic sense for the hotel to not be childproof, but that doesn't mean you can't. Bring a roll of duct tape to cover electrical outlets and sharp corners and tape over cords, childproofing a room for yourself.

49. Makeshift Nail File

Materials Needed: Matchbook or Matchbox

Estimated Savings: \$0.50-\$1.50*

Nothing is more annoying than a chipped nail. And the aftermath, which ends up looking like a completely uneven nail, ends up being worse than the chip itself. If you forget your nail file, consider using a box of matches. Hotels usually provide them, and they're not only DIY nail files in a pinch, they also are a nice little souvenir to keep.

Advertisement

Advertisement



A regular nail has between 100 and 200 grit on average, and a matchbox is around 120, so it'll be able to get the job done. Again, there's no harm in calling down to the hotel's front desk, as they might have an extra unused file.

50. Hanger to Hold the Door

Materials Needed: Hanger

Estimated Savings: N/A

Hotel doors are heavy, and it's hard to prop them up because of their heft. If you need to keep your door open for some reason, such as if you're coming in and out, you can use a hotel hanger. Just hook the hanger onto the deadbolt of the door. Then, link the head of the hanger to a rack, if it's nearby.

Advertisement

Hanger to Hold the Door @katspaws1716 / Pinterest.com

Advertisement

Though this won't apply to all hotels, as every hotel has different room layouts, it is worth a shot. If you do lock yourself out, there usually is no lockout fee for the first time.



front desk and ask for a replacement key.

Magazine: [Business \(https://za.investing.com/magazine/category/business/\)](https://za.investing.com/magazine/category/business/) | [History \(https://za.investing.com/magazine/category/history/\)](https://za.investing.com/magazine/category/history/) | [Cars \(https://za.investing.com/magazine/category/c](https://za.investing.com/magazine/category/c)

51. Mood Lighting

Materials Needed: Towel, Lightbulb

Estimated Savings: \$0.80*

Sometimes, the light in hotels can be a little bit bright. You go there to relax, and you want some mood lighting. One Instagram user figured out a hack that will save you \$0.80 on buying a new, dimmer lightbulb and replacing the hotel bulb. Just put a towel over the bulb.

Advertisement

Mood Lighting @buildingbiologuasia / Instagram.com

Advertisement

However, make sure that the bulb doesn't emit a lot of heat, as that could be a fire hazard. If you think the hotel charges you a lot for lost towels and dry cleaning service, wait until you get a load of the bill for burning the place down.

52. Take All The Products

Materials Needed: None



: \$5-\$6*

Magazine: [Business](https://za.investing.com/magazine/category/business/) | [History](https://za.investing.com/magazine/category/history/) | [Cars](https://za.investing.com/magazine/category/cars/)

While all hotels will give you toilet paper and towels, it's the mark of a nice hotel if they give you soap, shampoo, body wash, and other amenities. The net value of these products is only a few bucks, but they're free, so take them with you when you go home.

Advertisement

Take All The Products @Imkinnear / Pinterest.com

Advertisement

If you've ever wondered what happens to soap and shampoo you *don't* use from the hotel, the answer is actually quite wholesome. The leftover products are cleaned, made sterile, and purity-tested before they're sent off to charity. There are charities that pack hygiene kits for people in need of soap in poor parts of the world. It only costs the hotel \$0.75 per month for each room.

53. Peace and Quiet

Materials Needed: Towel

Estimated Savings: N/A

According to *Atlas Travel*, the number-one complaint at hotels isn't that there aren't



...travel, the number-one complaint at hotels isn't that there aren't enough towels—it's that the other people in the hotel are too loud. The blog interviewed hotel employees, and they said that they prefer guests can't call the front desk and let them handle it (as opposed to confronting the noisy neighbor themselves).

Advertisement

Peace and Quiet @ LexAnnLikes / Pinterest.com

Advertisement

However, if you don't want to be *that guy* just yet, you could try another simple hack. Take one of the spare towels from the bathroom and place it under the crack in your hotel's door to muffle sound and light. If the noise persists, then call the front desk.

54. Spoon Door Jamb

Materials Needed: Spoon

Estimated Savings: N/A

Hotel doors are heavy, and they can close on you in an instant as gravity swings them shut. If you've forgotten your key, that could be an annoying inconvenience, as you'll have to sheepishly walk down to the front desk and explain that you lost your key.



Advertisement

Magazine: **Business** (<https://za.investing.com/magazine/category/business/>) | **History** (<https://za.investing.com/magazine/category/history/>) | **Cars** (<https://za.investing.com/magazine/category/c>)

Spoon Doorjamb @natcatwhisperer/ Instagram.com

Advertisement

Try using a spoon as a door jamb. There's likely to be some silverware, plastic or otherwise, near the coffee station of your hotel room, and a spoon (or fork) can serve as a helpful doorjamb when you're trying to keep your door open, i.e. if you're moving luggage or kids in and out.

55. Hidden Safe

Materials Needed: Brush, Scissors

Estimated Savings: \$30-\$50*

If you carry a lot of cash on you, it can be a little nerve-wracking to try to figure out where to keep it safe when you're traveling. The worst-case scenario would be a theft. Luckily, there are a few clever hacks you can use to protect your cash.

Advertisement



Hidden Safe @5 Minute Crafts / YouTube.com

Advertisement

Your brush can serve as a DIY-safe. Cut into the soft, spongy part of the comb, and you'll find that, under that surface, there is a blank space. You can store cash in there. Other possible places to store a mini-safe, like the kind you'd buy on Amazon, include in a vent, in a book, and under the mattress.

56. Don't Put Your Germ-Covered Suitcase on the Bed

Materials Needed: Suitcase

Estimated Savings: N/A

This one's more of a warning than an actual life hack. When you're packing and unpacking, don't put your germy suitcase on the bed, as that can easily track dirt, microorganisms, and bacteria onto your sleeping area. When you think about it, your suitcase is probably one of the germiest things you own.

Advertisement



Don't Put Your Germ-Covered Suitcase on the Bed @Abby Organizes / Instagram.com

Advertisement

It's been in the airport, on the carousel, handled by multiple people if you're traveling by plane, and it's rolled its wheels all over the ground, which has who knows what on it. Keep the suitcase on the floor. Or, if you have trouble bending, push two chairs together and prop it up on there.

57. Don't Go Crazy With Room Service

Materials Needed: None

Estimated Savings: \$25-\$40 per meal*

Everyone knows that room service is expensive, but they often don't know *how* expensive until they're met with some numbers. The average sandwich is \$25. In some vacation hotspots, like Honolulu, Hawaii, that can cost up to \$40. The reason for the expense is the extra fees attached.

Advertisement



Don't Go Crazy With Room Service / jodi_lynn_repak/ Instagram.com

Advertisement

There is usually a 15% service fee, as well as an “in-room dining” fee that ranges from \$5-\$12. Taxes also factor in, adding in a lot of money to the item that you ordered. Needless to say, don’t go crazy with room service every night, and you’ll save a lot of money.

58. Improvised Nail File

Materials Needed: Matchbook

Estimated Savings: \$1.99*

One of the most annoying things is having a hangnail. You don’t want to bite your nails, as that’s actually quite bad for you (though the habit is super hard to quit, we know). According to dentists, biting your nails regularly can actually shift your teeth out of place.

Advertisement



Advertisement

Not to mention, biting your nails can damage the skin near the nail and increase the infection risk. It's also very germ. So, don't bite. Instead, if you're in a pinch, use a matchbook as a nail file. The coarse edge will quickly work its magic; all you have to do is ask the front desk for a book of matches.

59. Fine Dining

Materials Needed: Ironing Board

Estimated Savings: N/A

This hack is especially helpful if you have kids. Kids need some type of flat surface to eat; otherwise, they'll wreak havoc (sometimes, they do even when they have a table). If you're in a pinch and need a table, try using the hotel ironing board.

Advertisement

Advertisement



Make sure you put a towel on the top as a DIY tablecloth, otherwise, if the ironing board gets stained with pizza or takeout food, you could be looking at a hefty replacement charge. You can also use the desk as a DIY table, but it might be hard to fit more than one chair there.

60. Charge Your Phone With The TV

Materials Needed: USB Cable, Hotel TV

Estimated Savings: \$15-\$20*

Nothing's more annoying than a dead phone. If you can't find your charger's wall plug and don't want to shell out the \$10-\$20 that you'll need to pay to replace it, try using the hotel TV instead. There is a secret charger on the TV in the form of a USB port.

Advertisement

Charge Your Phone With The TV @andieDryer / Twitter.com

Advertisement

Almost all TVs have a USB port. The USB port will most likely be located on the sides of the television. If you can't find it there, check the back and the top. Plug in your USB cable and charge your phone when you find it.



61. Restock The Mini Bar Yourself

Magazine: Business (<https://za.investing.com/magazine/category/business/>) | History (<https://za.investing.com/magazine/category/history/>) | Cars (<https://za.investing.com/magazine/category/cars/>)

Materials Needed: Alcohol

Estimated Savings: \$75*

Another super-expensive feature of hotels is the hotel minibar. Just like room service, the minibar is an easy way to spend tons of money. The hotel minibar is almost always *not* free, and you should always ask beforehand to make sure. Hotels use sensors, which detect and bill for items missing from the minibar.

Advertisement

Restock The Mini Bar Yourself @treereads / Instagram.com

Advertisement

Staff double-check to make sure that the sensors correctly picked up on the item, but always look over your bill to make sure you're not being overcharged. If you *do* finish the minibar, restock it yourself, so that you only incur those costs the first time (as opposed to the hotel replacing the drinks and you downing them again).

62. Bring a Power Splitter

Materials Needed: Power Splitter



: N/A

Magazine: [Business \(https://za.investing.com/magazine/category/business/\)](https://za.investing.com/magazine/category/business/) | [History \(https://za.investing.com/magazine/category/history/\)](https://za.investing.com/magazine/category/history/) | [Cars \(https://za.investing.com/magazine/category/cars/\)](https://za.investing.com/magazine/category/cars/)

When you're traveling, you might have noticed that the hotel is a little light on outlets, especially near the bed. It's not that they're not there—it's that they are taken up by the hotel lamp and clock, both of which you need. Instead of having to unplug one or both of them to charge your phone, bring a power splitter.

Advertisement

Bring a Power Splitter @SanhTtree / Twitter.com

Advertisement

On Amazon, you can find power splitters—which let you plug multiple gadgets into the same outlet—for cheap. The Philips Accessories 3-Outlet Adapter is just \$4.99, while the GE 6-Outlet Plug Adapter is \$6.95. The convenience of it is priceless.

63. Use The Dry Cleaning Bag For Dirty Laundry

Materials Needed: Dry Cleaning Bag

Estimated Savings: \$5-\$10*

At home, we're used to having our hampers, which provide a neat place to place clothes in need of a wash. However, at a hotel, it's a little more difficult. There's no hamper, and, even if you had one, you'd still have to pack away your dirty clothes with



1 your suitcase on the way home.

Magazine: [Business \(https://za.investing.com/magazine/category/business/\)](https://za.investing.com/magazine/category/business/) | [History \(https://za.investing.com/magazine/category/history/\)](https://za.investing.com/magazine/category/history/) | [Cars \(https://za.investing.com/magazine/category/cars/\)](https://za.investing.com/magazine/category/cars/)

Use The Dry Cleaning Bag For Dirty Laundry @tripadvisor / Pinterest.com

Advertisement

Luckily, hotels provide a plastic bag for dry cleaning. You don't have to use the bag for dry cleaning; instead, you can turn that into a portable hamper for you to store away clothes that you need to wash when you get home. The dry cleaning bag is usually found in the closet.

64. Block The AC

Materials Needed: Hotel Desk Chair

Estimated Savings: N/A

Though some people do sleep better in a cooler room, the air conditioning at a hotel can be a little much. It's refreshing in the summer, but having it blow directly on you isn't exactly pleasant. It can make you too cold to sleep and, for some people, it can even activate your allergies and make you feel sick.

Advertisement



Block The AC @_j_o_e / Twitter.com

Advertisement

One Twitter user, @_j_o_e, found out how to block the AC. Take the hotel chair from the desk and place the back in front of the air conditioner to prevent it from blowing on you. The room will still be cool, but you won't be getting directly blasted with icy air.

<https://za.investing.com/magazine/25-ways-homeowners-can-save-1000s-every-year/?ref=related>

25+ Ways Homeowners Can Save \$1000s Every Year <https://za.investing.com/magazine/...>

Owning your own home is often seen as a true marker of adulthood. It's something a lot of us strive for, but the expense doesn't just stop at making the mortgage payments. Just like owning a car, owning a home can be a...

<https://za.investing.com/magazine/the-strangest-most-mysterious-discoveries-in-space/?ref=related>

The Strangest & Most Mysterious Discoveries In Space <https://za.investing.com/magazine/t...>

Technology and research have evolved to include in-depth analysis and techniques that were nothing more than pipe dreams a few decades ago. As a result, the off-world discoveries scientists have been making in recent years...

<https://za.investing.com/magazine/highest-paid-celebrity-stylists-in-hollywood/>

Highest-Paid Celebrity Stylists in Hollywood



X

<https://za.investing.com/magazine/highe...>

Magazine: [Business](https://za.investing.com/magazine/category/business/) | [History](https://za.investing.com/magazine/category/history/) | [Cars](https://za.investing.com/magazine/category/cars/)
One thing about celebrities the average person often doesn't realize is that they don't dress so chic on their own. Men and women alike have teams of people who do their hair, makeup, and most importantly—pick out their clothes. These talented stylists wo...

<https://za.investing.com/magazine/the-most-expensive-home-renovations-in-the-world/?ref=related>

The Most Expensive Home Renovations In The World

<https://za.investing.com/magazine/t...>

Renovating isn't for the faint of heart, or for the poor of wallet. After all, restoring anything from a family home to a grand mansion isn't cheap and it certainly isn't quick...but when it's done, it's worth every penny. Some of the...



© 2007-2022 Fusion Media Limited. All Rights Reserved

Disclaimer: The content on this website is provided for general informational purposes only and does not constitute individual advice. Fusion Media does not assume any liability regarding your interaction or reliance on any content displayed on this site, including the nature, quality, supply or fitness for a particular purpose of the product or service, or any damage caused as a result of the use of such product or service.

Risk Disclosure: Please be fully informed regarding the risks and costs associated with trading the financial markets, it is one of the riskiest investment forms possible. Currency trading on margin involves high risk, and is not suitable for all investors. Before deciding to trade foreign exchange or any other financial instrument you should carefully consider your investment objectives, level of experience, and risk appetite. Fusion Media may be compensated by the advertisers that appear on the website, based on your interaction with the advertisements or advertisers.

Fusion Media does not endorse any product or service and does not assume any liability regarding your interaction with any third party displayed on this site, including the nature, quality, supply or fitness for a particular purpose of the product or service, or any damage caused as a result of the use of such product or service.

